
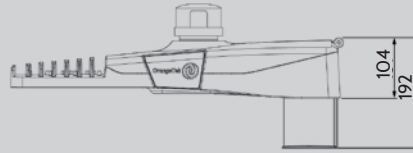
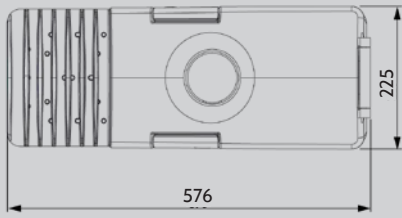


IGNIS

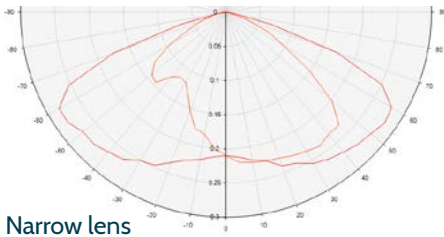


Introducing IGNIS I

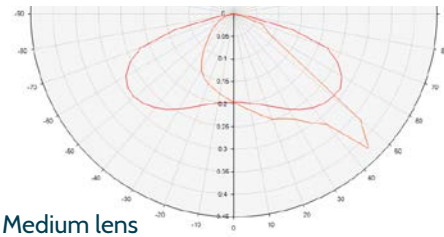
The IGNIS 1 is where the story continues for our IGNIS family. Designed to cover BS5489 and BS EN 13201 P & M lighting classes, with market leading optical performance and uniformity without compromising on lumen's per watt or reliability. Versatile, the IGNIS 1 is available in high output or CLO optimised LED chip configurations to best suit your needs, for peak performance or hitting energy saving targets. The IGNIS range offers installation flexibility with Lumen Boost; tune your lantern stock to the desired output quickly and safely to suit your lighting needs.



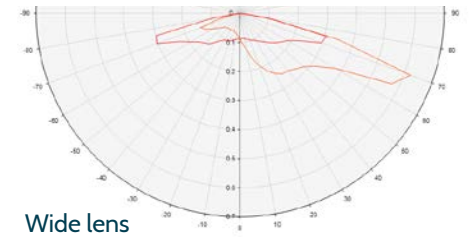
Measurement in millimetres.



Narrow lens




Medium lens



Wide lens

Product Features



 1 Glass cover option Available	 2 Removable gear tray
 3 Tool free, secure latching power compartment	 4 Adjustable integral spigot.



- SmartCity Ready
- Tool Free Access
- CLO Available
- IP66
- Upto IK10
- Preset Dimming
- ZEBRA lens available
- Surge Protection – 10kV 10kA MLV (clamping voltage) 1.2kV
- Tilt angle adjustment +10° to -15°
- Lightweight LM6 aluminium

Lantern Information

Weight	8.5 kg
Windage	0.048 m ²
RAL codes	Black: RAL 9004 Grey: RAL 7040
Mounting sizes	76, 60, 42, 34mm

Lumen Boost

Tune your driver and lumen output to provide the specific light level required, reducing your lantern variations. Photometry is available in incremental lumen steps to simplify design process and maximise energy savings.

Lumen output range	RA/CRI index	CCT	LX value	Lumens per watt
2500 - 17,000 lumens	>70 Standard >80 Available	3000k, 4000k, 5000k	L90 >100,000 hours	Upto 138 lm/w

Visit: [www.orange**tek**.co.uk](http://www.orangetek.co.uk)
to find out more or call our sales Team
+44 (0)1283 347 792



All facts and figures correct at time of printing, subject to change.