
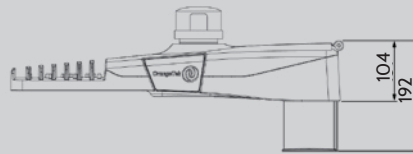
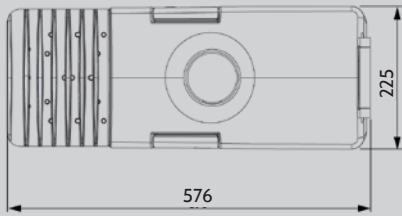


IGNIS ZEBRA

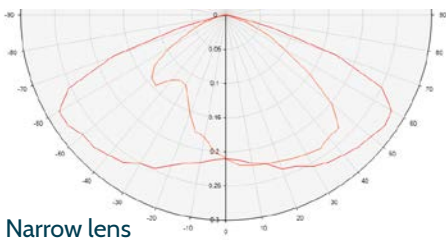


Introducing IGNIS Zebra

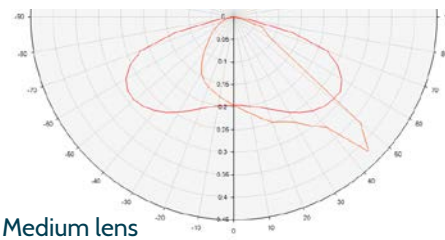
Highlighting pedestrian crossings at night is proven to help keep pedestrians and drivers safer. The IGNIS range now has Zebra lenses tailored to provide lighting to those using and approaching any pedestrian crossing in line with ILP guidance. Using 3000k/4000k/5000k LEDs to provide crisp positive contrast against the lit background with high efficacy LED chips to maximise energy savings and provide excellent colour rendering properties. The IGNIS range offers installation flexibility with Lumen Boost; tune your lantern stock to the desired output quickly and safely to suit your lighting needs.



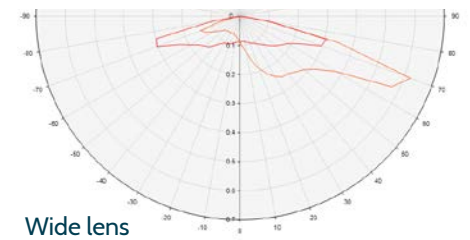
Measurement in millimetres.



Narrow lens




Medium lens



Wide lens

Product Features



1 Glass cover option Available

2 Removable gear tray

3 Tool free, secure latching power compartment

4 Adjustable integral spigot.



SmartCity Ready



Tool Free Access



CLO Available



IP66



Upto IK08



Preset Dimming



ZEBRA lens available



Surge Protection – 10kV 10kA MLV (clamping voltage) 1.2kV



Tilt angle adjustment +10° to -15°



Lightweight LM6 aluminium

Lantern Information

Weight	8.2 kg
Windage	0.048 m ²
RAL codes	Black: RAL 9004 Grey: RAL 7040
Mounting sizes	76, 60, 48, 42, 34mm

Lumen Boost

Tune your driver and lumen output to provide the specific light level required, reducing your lantern variations. Photometry is available in incremental lumen steps to simplify design process and maximise energy savings.

Lumen output range	RA/CRI index	CCT	LX value	Lumens per watt
2500 - 10,000 lumens	>70 Standard >80 Available	3000k, 4000k, 5000k	L90 > 100,000 hours	Upto 144 lm/w

Visit: www.orange tek.co.uk
to find out more or call our sales Team
+44 (0)1283 347 792

Photometry



Website



All facts and figures correct at time of printing, subject to change.

