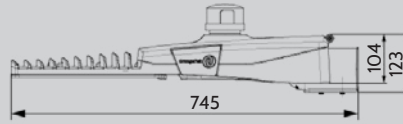
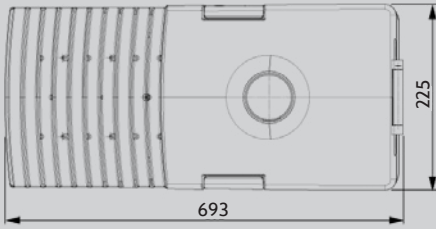


IGNIS II

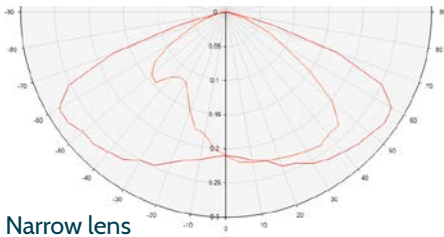


Introducing IGNIS II

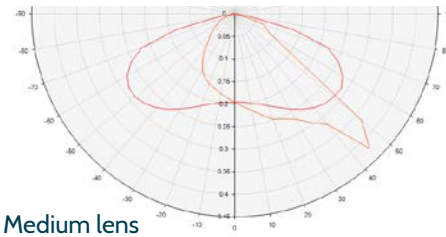
The IGNIS 2 is our Highest output luminaire in the IGNIS family. Designed to replace 250W and 400W HPS, with market leading optical performance and uniformity without compromising on lumens per watt or reliability. Versatile, the IGNIS 2 is available in high output or CLO optimised LED chip configurations to best suit your needs, for peak performance or hitting energy saving targets. The IGNIS range offers installation flexibility with Lumen Boost; tune your lantern stock to the desired output quickly and safely to suit your lighting needs.



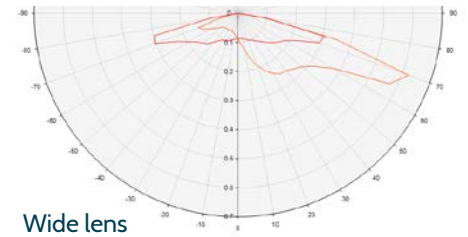
Measurement in millimetres.



Narrow lens



Medium lens



Wide lens

Product Features



SmartCity
Ready



Tool Free
Access



CLO
Available



IP66



Upto
IK08



Preset
Dimming



Lumen Boost



Surge Protection – 10kV 10kA
MLV (clamping voltage) 1.2kV



Tilt angle
adjustment
+10° to -15°



Lightweight
LM6 aluminium

Lantern Information

Weight	12.3 – 13.2kg
Windage	0.069m2
RAL codes	Black: RAL 9004 Grey: RAL 7040
Mounting sizes	76, 60, 48, 42, 34mm

Lumen Boost

Tune your driver and lumen output to provide the specific light level required, reducing your lantern variations. Photometry is available in incremental lumen steps to simplify design process and maximise energy savings.

Lumen output range	RA/CRI index	CCT	LX value	Lumens per watt
5000 - 27,500 lumens	>70 Standard >80 Available	3000k, 4000k, 5000k	L90 > 100,000 hours	Upto 147 lm/w

Visit: [www.orange**tek**.co.uk](http://www.orangetek.co.uk)
to find out more or call our sales Team
+44 (0)1283 347 792

Photometry



Website



All facts and figures correct at time of printing, subject to change.