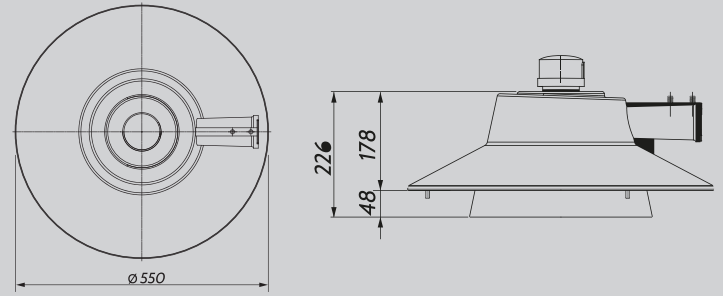


# CITISUN

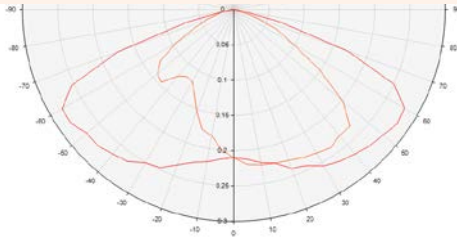


# Introducing CitiSun

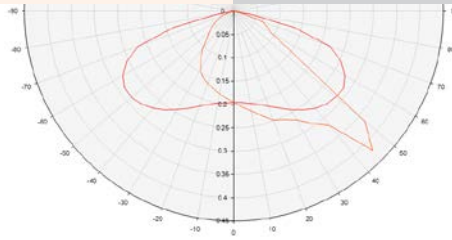
The CitiSun is the perfect blend of classic design with world leading lighting technology. Suited to street, parks and public realm lighting applications, its customisable design features allow the CitiSun to look at home in any setting. Developed to meet the performance requirements of BS 5489 for the most challenging of scenarios. Based on a timeless and classic design the precision engineered LM6 aluminium body can be adorned with a phosphorescent Halo to minimise glare on both road and pedestrianised areas.



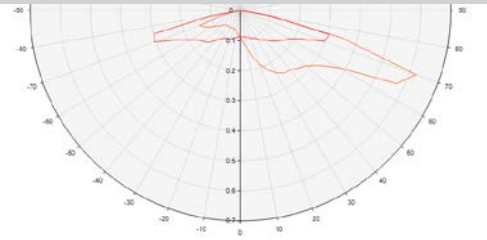
Measurement in millimetres.



Narrow lens



Medium lens



Wide lens

## Product Features



Broad range of lens optics available

-   
Tool Free Access
-   
IP66
-   
Upto IK08
-   
CLO Available
-   
ZEBRA lens available
-   
Lumen Boost  
Tune lumen output
-   
Preset Dimming
-   
Surge Protection – 10kV 10kA  
MLV (clamping voltage) 1.2kV
-   
Lightweight  
LM6 aluminium

## Lantern Information

<b>Weight</b>	7.5 – 9kg
<b>Windage</b>	36 LED without halo: 0.073m <sup>2</sup> 36 LED with halo: 0.086m <sup>2</sup>
<b>RAL codes</b>	Black: RAL 9004 Grey: RAL 7040 Green: AS2700 G11
<b>Mounting sizes</b>	60, 48, 42mm

## Lumen Boost

Tune your driver and lumen output to provide the specific light level required, reducing your lantern variations. Photometry is available in incremental lumen steps to simplify design process and maximise energy savings.

Lumen output range	RA/CRI index	CCT	LX value	Lumens per watt
36LEDs : 1110 – 10,000	>70 Standard >80 Available	3000k, 4000k, 5000k	L90> 100,000 hours	Upto 143 lm/w

Visit: [www.orange tek.co.uk](http://www.orange tek.co.uk)  
to find out more or call our sales Team  
**+44 (0)1283 347 792**

Photometry



Website



All facts and figures correct at time of printing, subject to change.